

REFRACTIVE ERRORS AFTER SUBSCLERAL TRABECULECTOMY

By
Afaf Hassan Rashwan, MD
El-Araby Abd El-Ghani Nassar, MD
Adel Mohamed Abd El-Wahab, MD
Shaimaa Mamdouh Mostafa, MSc

After successful trabeculectomy patients often complain of reduction in vision even after several weeks. Corneal astigmatism appears to be a major factor inducing this reduction in vision.

Surgically induced astigmatism after glaucoma filtration surgery affects much visual acuity secondary to significant changes in both corneal meridians (Akhtar, 2008)

**PATIENTS
&
METHODS**



Twenty (20) eyes with primary open-angle glaucoma without associated any ophthalmological diseases were included in this study and were not adequately controlled with maximally tolerated medical therapy.

Patients were classified into two groups

Group 1:

Ten eyes were surgically managed by limbal based subscleral trabeculectomy.




Group 2:

Ten eyes were surgically managed by fornix based subsclear trabeculectomy.



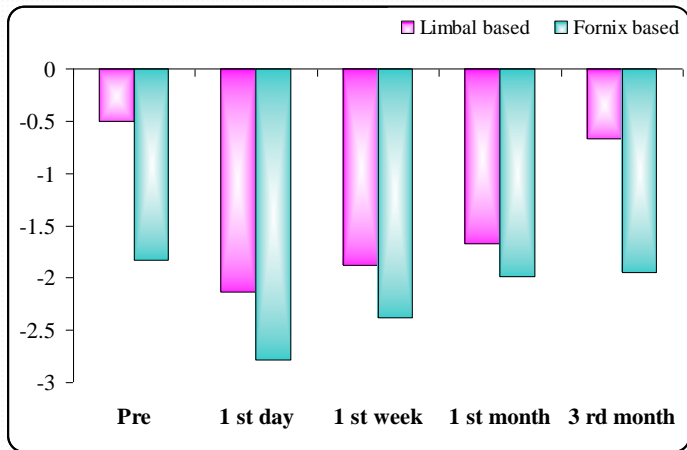
Results



Cases no. 8 and 17 are Examples Myopic Shift After Subscleral Trabeculectomy

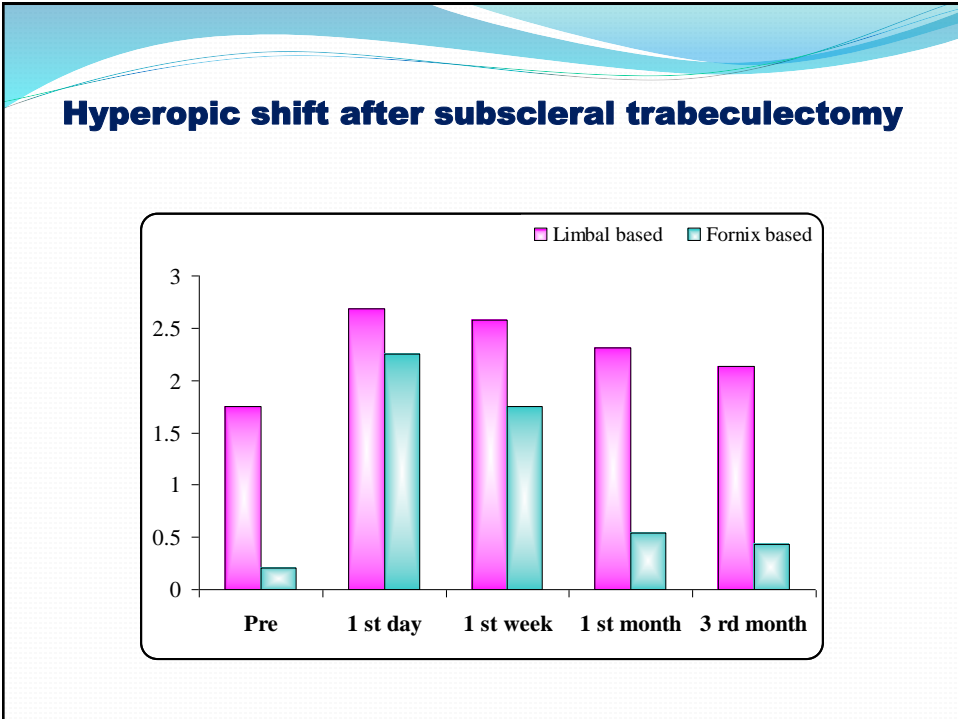
	Preoperative Spherical Refraction	1 Day After SST	1 Week After SST	1 Month After SST	3 Months After SST
Case No. 8	-2.0 D	-3.5 D	-3.5 D	-2.0 D	-2.0 D
Case No. 17	+1.0 D	-1.0 D	-1.0 D	+1.0 D	+1.0 D

Myopic changes after subscleral trabeculectomy

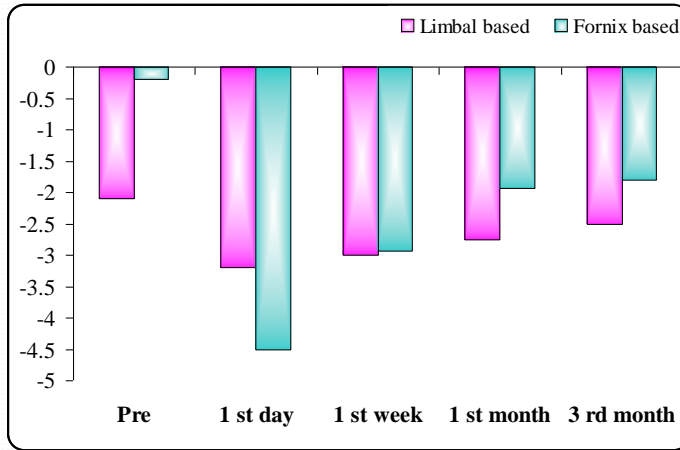


Cases no. 4 and 12 are Examples Hyperopic Shift after Subscleral Trabeculectomy

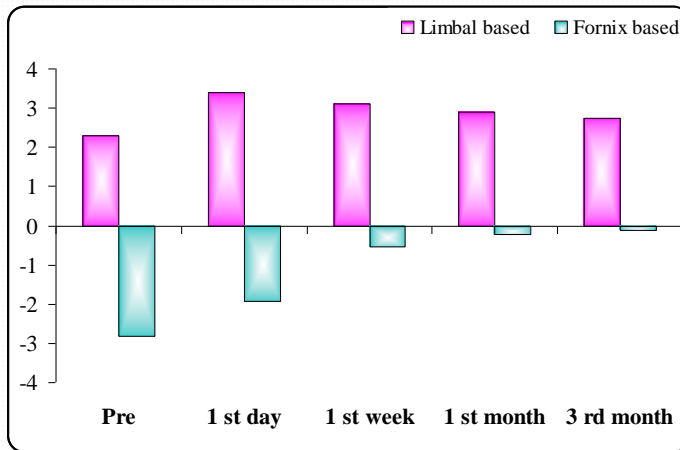
	Preoperative Spherical Refraction	1 Day After SST	1 Week After SST	1 Month After SST	3 Months After SST
Case No. 4	+2.5 D	+4.5 D	+4.5 D	+2.5 D	+2.5 D
Case No. 12	0.0 D	+2.25 D	+0.75 D	0.0 D	0.0 D



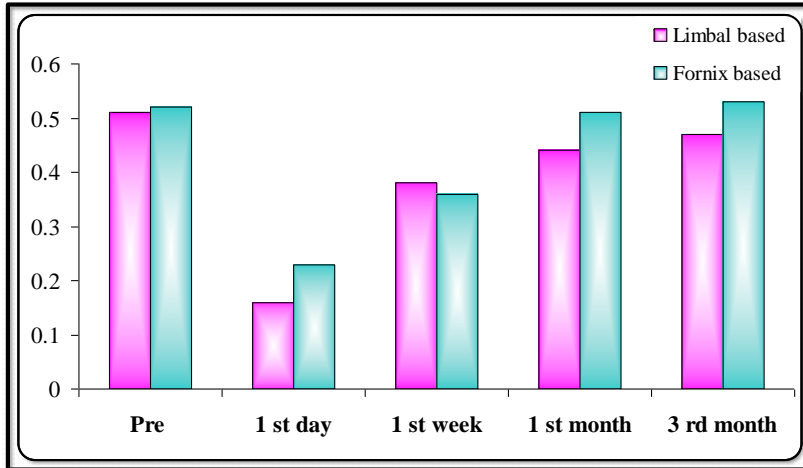
Myopic astigmatic shift after subcleral trabeculectomy



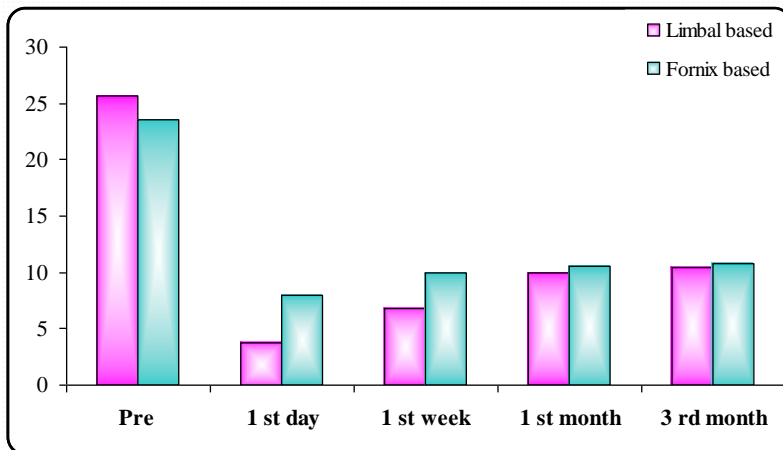
Hyperopic astigmatic shift after subcleral trabeculectomy



Effect of subcleral trabeculectomy on BCVA



Effect of subcleral trabeculectomy on IOP



CONCLUSIONS



❖ Refractive errors after trabeculectomy leads to drop of visual acuity which in turn may adversely affect the compliance of patients towards surgical treatment.

❖ Fornix-based SST is associated with more postoperative astigmatism than limbal-based SST.

❖ In most cases, spherical errors after trabeculectomy returned nearly to the preoperative state.

❖ In some cases, astigmatic errors after trabeculectomy did not return completely to the preoperative state.

